












PARTS CATALOGUE

Component and wear parts for rebuilds and maintenance





ROAD MILLING PICKS (20MM DIAMETER SERIES)

Type of milling picks		Alloy Weight	Application	Qty. per box	Qty. per pallet
with groove	without groove				
 PPA4H4/20	 PPA4H/20	 18.5g	Suitable for low powered machines	50	3600
 PPA5HR/20	 PPA5H/20	 25g	Suitable for low to medium powered machines	50	3600
 PPA6CR/20	 PPA6C/20	 27g	Suitable for medium to high powered machines	50	3600
 PPA6HSR/20	 PPA6HS/20	 30.8g	Suitable for medium to high powered machines	50	3600
 PPA6MR/20	 PPA6M/20	 50	Suitable for high powered machines	50	3600
 PPA7CR/20	 PPA7C/20	 38.8g	Suitable for high powered machines	50	3600
 PPA7HSR/20	 PPA7HS/20	 41.5g	Suitable for high powered machines	50	3600
 PPA8HR/20	 PPA8H/20	 50g	Suitable for high powered machines	50	3600
 PPA1-10R/20	 PPA1-10/20	 21g	Suitable for low powered machines	50	3600
 PPA1-13R/20P	 PPA1-13/20P	 40g	Suitable for medium to high powered machines	50	3600
 PPA1-13R/20	 PPA1-13/20	 40g	Suitable for medium to high powered machines	50	3600

ROAD MILLING PICKS (22MM DIAMETER SERIES)

Type of milling picks	Alloy Weight	Application	Qty. per box	Qty. per pallet
 PPA6HS/22	 30.8g	Suitable for medium to high powered machines	40	2160
 PPA6M/22	 36g	Suitable for high powered machines	40	2160
 PPARZ22/22	 50g	Integrated milling pick 30% greater alloy wear resistance; ideal for high-powered machines on tough surfaces e.g gravel	40	2160
 PPA1-13/22	 40g	Suitable for medium to high powered machines	40	2160

ROAD MILLING PICKS (13MM DIAMETER SERIES)

Type of milling picks	Alloy Weight	Application	Qty. per box	Qty. per pallet
 PPA4H/13	 18.5g	Suitable for low powered machines	200	7200
 PPA1-8/13	 8.5g	Suitable for low powered machines	200	7200

For additional information and support on our milling picks, please contact our team at sales@pavementparts.com.au
Find our full contact details on the back.

MILLING DRUM DRIVE BELT




The milling drum drive belt and pulley form a reliable power transmission system, transferring power from the engine to the milling drum while also absorbing reverse impact within the system.


The durable belt and pulley are precisely matched and optimised according to their respective friction coefficients, allowing the system to transmit high levels of power efficiently and consistently.

Part Number	Original Part Number	Compatible Machines
PPA25100001	77050	W350(0001 - 0594)
PPA25100002	176066	W350(0595 - 9999)
PPA25100006	171089	W50
PPA25100010	143377	W1500/W1900
PPA25100007	2044867	W100/W100L/W60
PPA25100008	97153	W1000L/W600DC
PPA25100054	92815	W1000F/W1200F/W1300F
PPA25100063	194597	W100F/W120F/W130F
PPA25100106	66894	1300DC - 2000DC
PPA25100013	113850	W2000
PPA25100118	2117172	W195/W205/W215
PPA25100101	33142	2100DC/WR2500
PPA25100063	138901	W2100
PPA25100109	120650	W2200
PPA25100048	D930294985	PL2000S/PL2100S
PPA25101914	253 - 2382	PM200

MILLING DRUM



LA 18mm
2M Standard Milling Drum



LA 6mm*1
2m Fine Milling Drum



LA 6mm*2
2m Fine Milling Drum

For additional information and support on our milling drums,
please contact our team at sales@pavementparts.com.au
Find our full contact details on the back.

TRACK PADS



Machinery Applications

W100F/W120F/W1000F
 W1900/W195
 W2000/W205/W215
 W200/W200i/W200Fi/W210/W210i
 W2100/2100DC/W2200

Alternative Models

XM1205F/XM200K/XM200KII/XM200KIV
 SM2000/SCM2000C-8S
 PM200/PM620
 PL2000LS/PL2000S/PL2100S



RUBBER TRACK PADS



Machinery Applications

VOLVO 8820/7820/6620/223/225/323/325/326/423/473/525
 SUPER 800i/1380i/1680 Li/1680-3 Li/1880 Li/1880-3 Li/2180-3 Li/2100-3 Li
 XCMG RP1855T/RP1355T/RP1255T/RP1005T/RP955T/RP905T/RP805T/RP705T
 F141CS/F181CS/F182/F3030C/SD2530CS/SD2500CS
 BB621C/BB651C/BB671/BB681CC
 SP250/SP500/SP850/SP1500/SP500L/SP1600
 WTU75/WTU95/WTU125/LTU125
 LTU90/LTU120

SOLID TYRE



Pressure-fitted solid tyres for tyre milling machines and flat trailers provide high load capacity, smooth operation, and extended service life. Manufactured using compression moulded vulcanisation, they combine wear-resistant rubber with a precision-machined steel base ring for accurate fitment and reliable performance. Each tyre is quality tested and supported by after sales service.

Machinery Applications

W35DC/W50H/W100H/W55H/W130H
 XM1005K/XM1305K/XM505K/XM405K
 SCM500C-8H/SCM1000C-8/SCM1300C-8

QUICK WEAR PARTS



Track chain



Track roller



Idler



Drive sprocket



Triple conveyor roller



Return conveyor roller



Conveyor drive pulley



Steering stick



Rotary clutch valve



W195/W205 Water pump



W1900 Water pump



W2000 Water pump



Dust removal system



Hydraulic cylinder



Water pressure valve



Ejector plate



Clutch plate & sealings



Ski protector



Scraper blade



Wire sensor

SCREED PLATE



High wear-resistant screed plates significantly improve the service life of critical wear components, including material conveying parts, helping operators get more from the overall performance and uptime of their paving machines.

To ensure consistent quality and reliability, advanced CNC underwater cutting is used to preserve the mechanical properties of the screed plates, while precision CNC edge milling ensures accurate fitment and correct installation.

VOLVO(ABG)	VOGELE	DYNAPAC	XCMG	SANY
VDT120	AB475	VB600	RP603	QSD1500
VDT121	AB575	VB1105	RP903	QSD1000
VDT-V88-ETC	AB500	R300	RP951	QSD650
VDT-V88-GTC	AB600		RP952	
VB88	SB250		RP1253T	
VDT-V78	SB300			

CONVEYOR BELTS

B (mm) - Belt width (overall belt width)

Tread - (Pattern Type)

A (mm) - Effective pattern width (working surface)

C (mm) - Edge / margin width (non-patterned edge)

P (mm) - Pattern pitch (tread spacing)

EP 250/2 - 3.5/1 - 2-ply belt, 3.5 / 1 mm cover

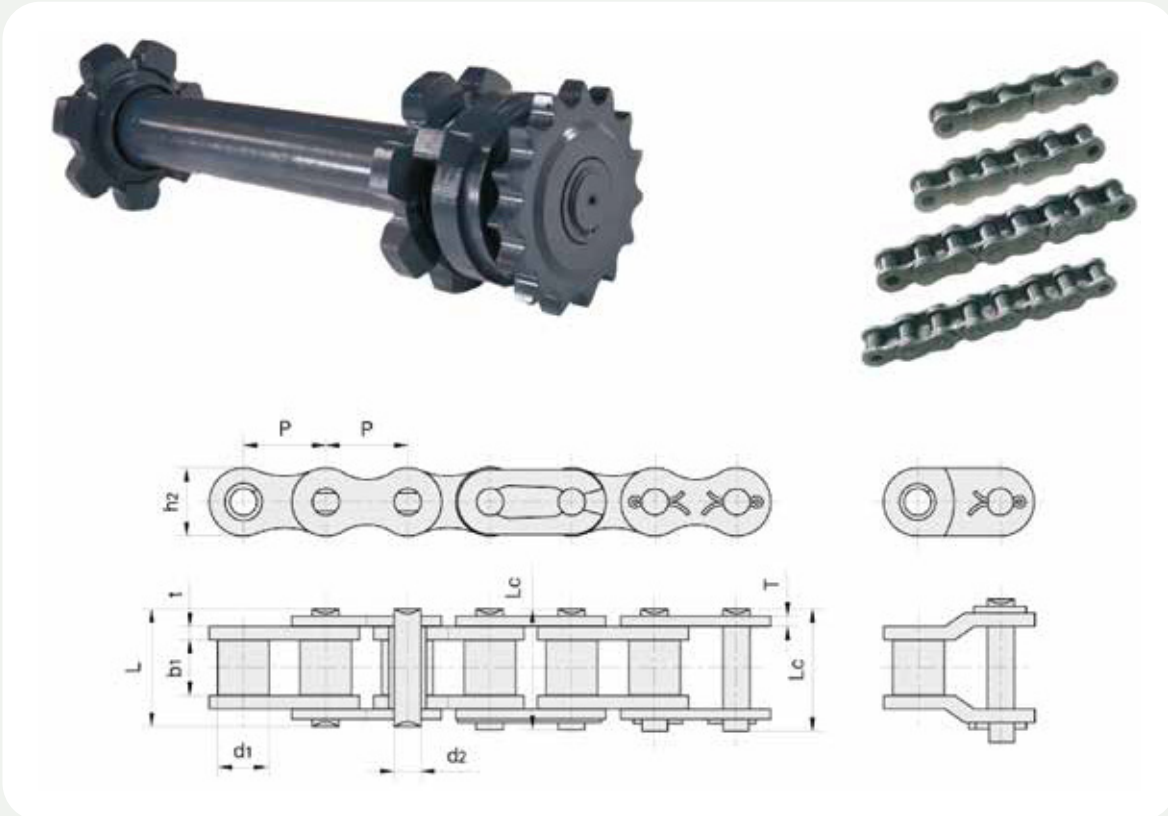
EP 400/3 - 3.5/1.5 - 3-ply belt, 3.5 / 1.5 mm cover

EP 500/4 - 4/2 - EP 500, 4-ply belt, 4 / 2 mm cover

B (mm)	Tread	A (mm)	C (mm)	P (mm)	EP 250/2 Ply 3.5/1	EP 400/3 Ply 3.5/1.5	EP 500/4 Ply 4/2
500	F45	450	25	330		●	
600	F45	450	75	330			
650	F45	450	100	330		●	
	F60	600	25	330			
800	F60	600	100	330		●	
	F70	700	50	330			
1000	F70	700	150	330		●	●
	F90	900	50	330			
1200	F90	900	150	330		●	●
	F100	1000	100	330			

● = Configuration available

DRIVE CHAIN



High-strength drive chains, engineered for reliability, precise fitment, and long service life. Standard specifications available below, reach out to discuss custom options.

Chain Code Key

20B / 24B / 28B - Chain size / series
 1R - Single-row chain
 L - Chain length (number of links)

VOLVO(ABG)	VOGELE	DYNAPAC	XCMG	SANY
24B*1R*54L	24B*1R*40L	20B*1R*78L	24B-1R*50L	24B*1R*42L
24B*1R*58L	24B*1R*62L	24B*1R*58L	28BH-1R*48L	24B*1R*44L
24B*1R*82L	20B*1R*66L			24B*1R*46L
28B*1R*54L				28B*1R*48L
20B*1R*66L				

CONVEYOR CHAIN



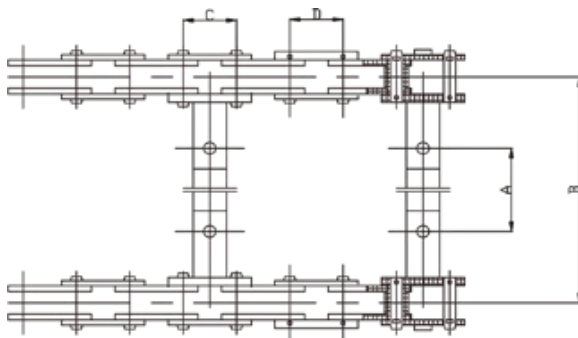
Heavy-duty conveyor chains for material transport, offering reliable conveying performance, wear resistance, and long service life. Standard specifications available below, reach out to discuss custom options.

Chain Code Key

P70 / P80 - Chain size / series

L - Chain length (number of links)

VOLVO(ABG)	VOGELE	DYNAPAC	XCMG	SANY
P70*106L P70*118L P80*106L P80*110L	P80*94L P80*106L	P80*114L P80*115L	P80*114L P80*108L P80*112L	P80*106L



ELECTRICAL SPARE PARTS - PAVER



Control handle



Single sensor handle



Spiral cable



Oil cooling fan motor



Spiral cable (all types)



Screed heating rod



Guide plate limit switch



Universal level sensor



Material level sensor



New material level sensor



Digital grade sensor



New-model grade sensor



Levelling system set




Side controller



01 Side controller



A5 control module




I/O card



CAN control handle



Sonic ski sensor



Levelling signal converter

HYDRAULIC SPARE PARTS - PAVER




Scrapper motor



Conveyor motor



Distribution motor



Paver tandem pump



Scrapper motor



Scrapper pump



Hydraulic cylinder



Hydraulic hoses



Oil-water separator



Hydraulic lock



Levelling solenoid valve



Scrapper solenoid valve



Scrapper solenoid



Anti-climbing lock assembly



Anti-climbing coil assembly



Imported grease pump



Joint-venture grease pump



Proportional solenoid (old)



Proportional solenoid (new)



Imported walking reducer


RUBBER BUFFERS


Brand	Type	Product Code
BOMAG		PPA0303
		PPA0201
		PPA0401
		PPA0502
		PPA0304 PPA0801
VOLVO		PPA0103
		PPA0202
Dynapac		PPA0103
		PPA0107
		PPA0112
		PPA1504
		PPA1505
		PPA1003

Brand	Type	Product Code
Hamm		PPA0802
		PPA1501
		PPA1502
CAT		PPA1305
Sakai		PPA0601
		PPA0701
		PPA0901
Sany Zoomlion		PPA0202
STA		PPA0501
XCMG		PPA0102

High-quality rubber buffers made from Thai natural rubber with heat-treated steel plates, offering excellent shock absorption, durability, and reliable bonding. Suitable for a wide range of roller applications, with standard and custom sizes available.

For additional information and support,
 please contact our team at sales@pavementparts.com.au
 Find our full contact details on the back.



 sales@pavementparts.com.au

 www.pavementparts.com.au

 +61 437 880 715

 29 Mervyn St, Stake Hill 6181 WA